SIEMENS

Elektronisches Überlastrelais — 3RB10

Electronic Overload Relay
Relais de surcharge electronique
Relé electronico di sobrecarga
Relè elettronico di sovraccarica

CE — IEC 60947-4-1, IEC 60947-5-1
UL 508, DIN VDE 0660

Betriebsanleitung/Instructions — **Bestell-Nr./Order No.: 3ZX1012-0RB10-1AA1**

Montage
Mounting
Montage
Montaje
Montaggio

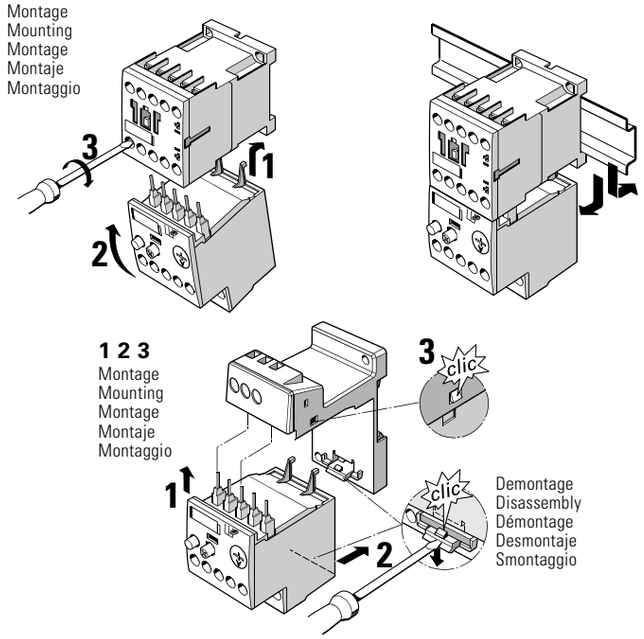

	3RB10. A1/A2 NO/NC	3RB101. L1, L2, L3 T1, T2, T3	3RB102. L1, L2, L3 T1, T2, T3	3RB103. L1, L2, L3 T1, T2, T3	3RB104. L1, L2, L3 T1, T2, T3
∅ 5 ... 6 mm / PZ2	0,8 ... 1,2 Nm 7 to 10.3 LB.IN	0,8 ... 1,2 Nm 7 to 10.3 LB.IN	2,0 ... 2,5 Nm 18 to 22 LB.IN	3 ... 4,5 Nm 27 to 40 LB.IN	min 20 4 ... 6 Nm 35 to 53 LB.IN
Solid Eindrähtig	2 x 0,5 ... 1,5 mm² 2 x 0,75 ... 2,5 mm²	2 x 0,5 ... 1,5 mm² 2 x 0,75 ... 2,5 mm² max. 2 x 1 ... 4 mm²	2 x 1 ... 2,5 mm² 2 x 2,5 ... 6 mm²	2 x 0,75 ... 16 mm²	2 x 2,5 ... 16 mm²
Stranded Mehrdrähtig	2 x 0,5 ... 2,5 mm²	2 x 0,5 ... 2,5 mm²	2 x 1 ... 2,5 mm² 2 x 2,5 ... 6 mm² max. 1 x 10 mm²	2 x 0,75 ... 16 mm² 1 x 0,75 ... 25 mm²	2 x 2,5 ... 35 mm² 1 x 2,5 ... 50 mm²
Finely stranded Feindrähtig	---	---	---	2 x 0,75 ... 25 mm² 1 x 0,75 ... 35 mm²	2 x 10 ... 50 mm² 1 x 10 ... 70 mm²
AWG	2 x 18 to 14	2 x 18 to 14	2 x 14 to 10	2 x 18 to 3 1 x 18 to 2	2 x 10 to 1/0 1 x 10 to 2/0
a	10 mm	10 mm	10 mm	13 mm	17 mm

3RB101.

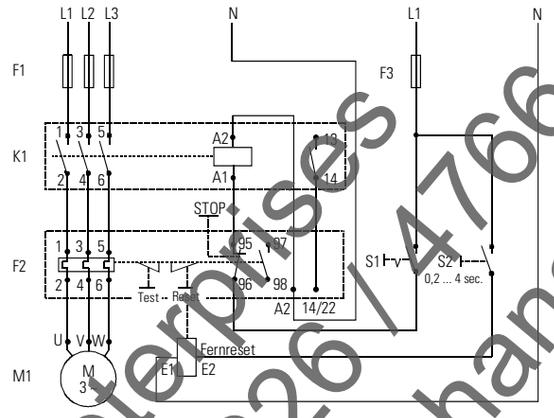

3RB102. / 3RB103. / 3RB104.

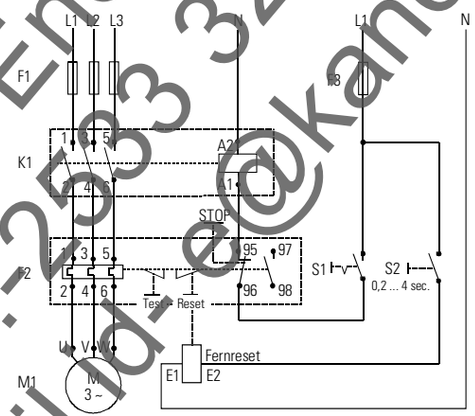

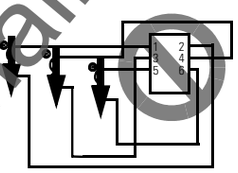

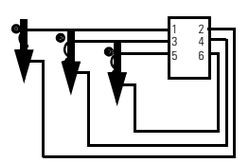



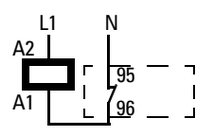

⚠ WARNING

Hazardous voltage.
Can cause death, serious personal injury or property damage.

To avoid electrical shock or burn, turn off main power and control voltages before performing installation or maintenance.

⚠ Warnung

Gefährliche elektrische Spannung!
Kann zum Tod, schwerer Körperverletzung oder Sachbeschädigung führen.

Zur Vermeidung von elektrischem Schlag oder Verbrennung ist die Haupt- und Steuerungsspannung vor Inbetriebsetzung oder Wartung abzuschalten.

⚠ Attention

Tension Dangereuse !
Peut causer la mort, des blessures graves ou des dégâts matériels.

Pour éviter les chocs électriques ou les brûlures, couper les tensions principales et de commande avant toute intervention ou entretien.

⚠ Atencion

Voltaje Peligroso!
Puede causar la muerte, daño personal serio o daño a la propiedad.

Para evitar descarga electrica o quemadura, corte el voltaje principal y el de control antes de desarrollar cualquier instalación e mantenimiento.

⚠ Attenzione

Alta tensione!
Puó provocare morte, serie menomazioni al personale o danni all' equipaggiamento.

Per evitare scosse o bruciatrue spegnere la tensione d'ingresso e di controllo.

Betrieb
Operation
Fonctionnement
Operación
Funzionamento

CLASS 10 / CLASS 20:

Motor, Leitungen und Schütz müssen für die entsprechende Auslöseklasse ausgelegt sein.

Motor, cables and contactor must be chosen for the appropriate tripping class.

Moteur, câbles et contacteur doivent etre dimensionnés pour la meme classe.

El motor, los cables y el contactor deben escogerse para la clase de disparo apropiada.

Motore, conduttori e contattore devono essere opportunatamente dimensionati per la corrispondente classe di sgancio.

3 ~ 50/60 Hz (T1-T2-T3)



Hilfsschalter
Auxiliary contacts
Contacts auxiliaires
Contactos auxiliares
Contattori ausiliari

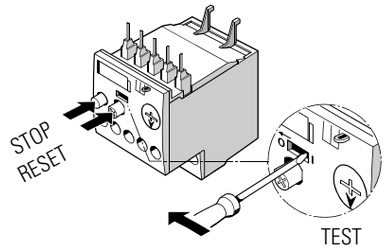

	TEST	STOP	RESET
NC 95 96			
NO 97 98			

Nach TEST ist Manual RESET erforderlich
Manual reset required after „TEST"
Aprés le TEST, rearmement manuel nécessaire
Después del TEST se precisa un rearme manual
Dopo il TEST e necessario il reset manuale

Montage und Anschluss
Montage et branchement
Montaggio e collegamento

Mounting and connection
Montaje y conexión

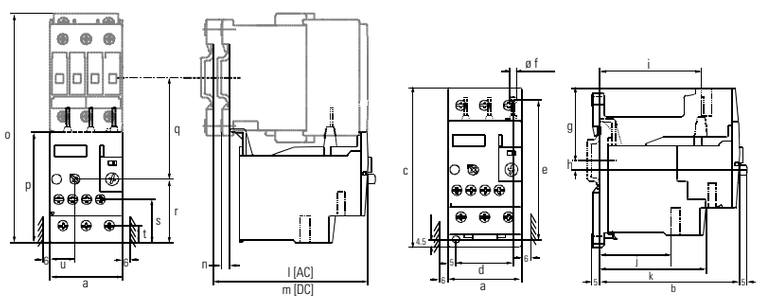

	a	b	c	d	e	f	g	h	i	j	k	l	m	n	o	p	q	r	s	t	u
3RB101	45	68	87	35	75	4.5	37	5	52	28	50	68	68	5	118	61	51	37	24	10	16.5
3RB102	45	86	97	35	85	4.5	44	6	62	44	67	86	96	5	143	68	63	39	26	12	16.5
3RB103	55	107	105	45	95	5	50	4	61	40	90	107	122	5	171	76	75	44	31	12	21.5
3RB104	70	130	120	60	110	5	57	5	79	59	113	132	145	5	221	89	100	51	38	14	29

Kanchan Enterprises
Ph.no.-2533 3226/4766
Email id- e@kanchanand.com

Einstellungen
Settings
Réglage
Ajustes
Impostazioni

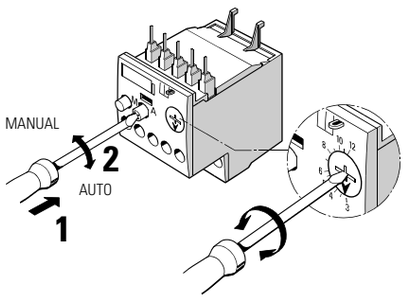

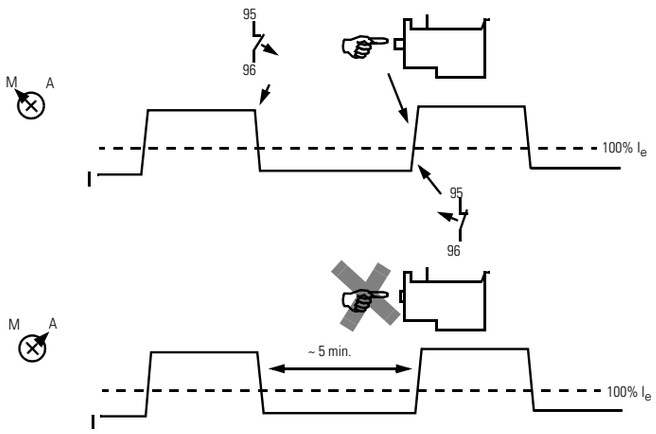

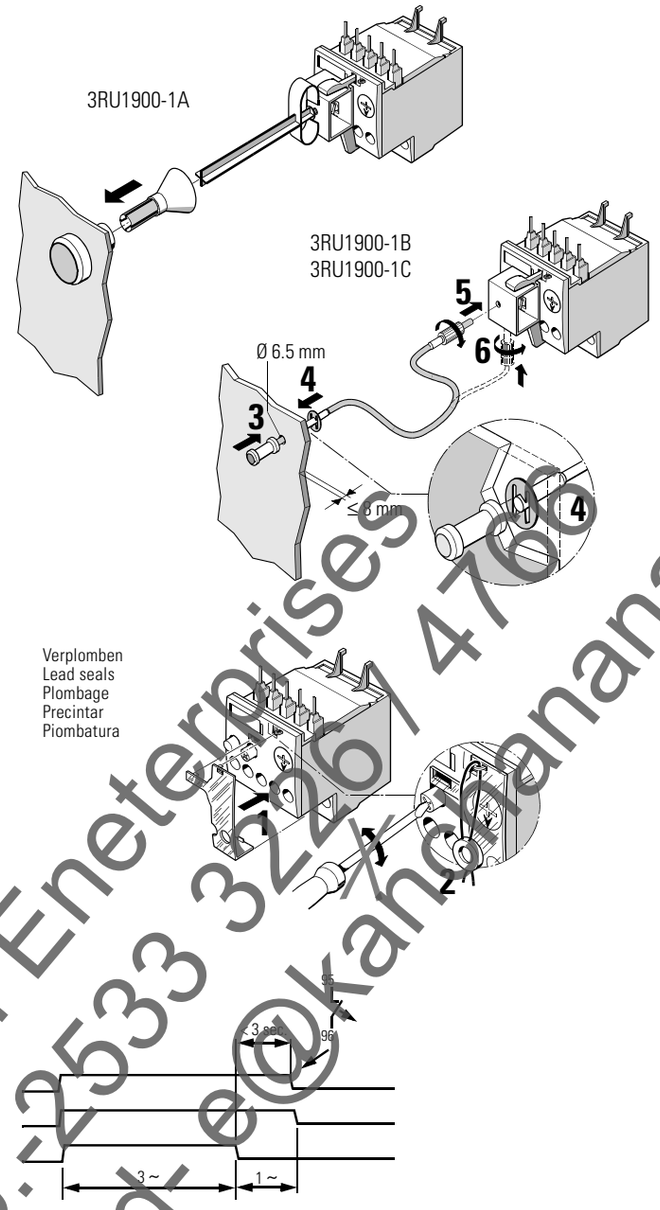

Verplomben
Lead seals
Plombage
Precintar
Piombatura

Phasenausfallschutz und Unsymmetrieerkennung: **< 3 sec.**
Phase loss and phase unbalance protection: **< 3 sec.**
Protection contre coupure et désequilibre de phase: **< 3 sec.**
Protección contra corte y desequilibrio de fase: **< 3 sec.**
Protezione contro caduta e assimetria di fase: **< 3 sec.**

Für 3RB101: Strahlungsfestigkeit bis 6 V/m nachgewiesen.
For 3RB101: Radiated interference not to exceed 6 V/m.
Pour 3RB101: Immunité jusqu'à 6 V/m prouvée.
Para 3RB101: Imunidad a campos electromagneticos hasta 6 V/m.
Per 3RB101: Resistenza alle radiazione fino a 6 V/m.

Für 3RB102.-.N/P/R: Strahlungsfestigkeit bis 3 V/m nachgewiesen.
For 3RB102.-.N/P/R: Radiated interference not to exceed 3 V/m.
Pour 3RB102.-.N/P/R: Immunité jusqu'à 3 V/m prouvée.
Para 3RB102.-.N/P/R: Imunidad a campos electromagneticos hasta 3 V/m.
Per 3RB102.-.N/P/R: Resistenza alle radiazione fino a 3 V/m.

Auslösekennlinie
Trip Curve
Courbe de déclenchement
Curva de disparo
Curva de intervento

①
Kaltstart
Cold Start
Démarrage a froid
Arranque en frio
Avviamento a freddo

②
Warmstart
Hot Start
Démarrage a chaud
Arranque en caliente
Avviamento a caldo

③
Phasenausfallschutz und Unsymmetrie-erkennung: **< 3 sec.**
Phase loss and phase unbalance protection: **< 3 sec.**
Protecion contre coupure et désequilibre de phase: **< 3 sec.**
Protección contra corte y desequilibrio de fase: **< 3 sec.**
Protezione contro caduta e assimetria di fase: **< 3 sec.**

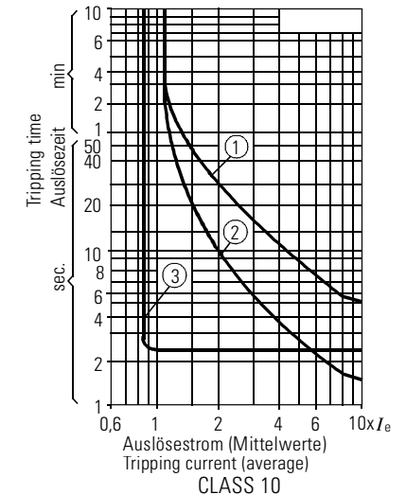

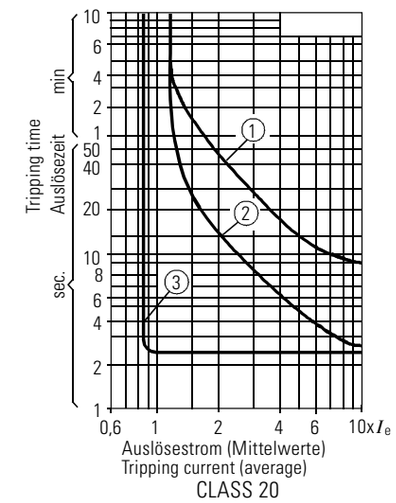

⚠ Warning	⚠ Warnung
Automatic Motor Restart. **Can cause death, serious personal injury or property damage.** Do not use automatic reset mode when unexpected automatic restart of the motor can occur and cause injury to persons or damage to equipment.	**Automatischer Wiederanlauf.** **Kann zum Tod, schwerer Körperverletzung oder Sachbeschädigung führen.** Automatischer Reset ist nicht zu verwenden falls unerwartet automatischer Wiederanlauf möglich ist und Verletzungsgefahr für Personen oder Einrichtungsschaden verursachen könnte.

⚠ Attention	⚠ Atencion	⚠ Attenzione
Redémarrage Automatique Du Moteur. **Peut causer la mort, des blessures graves ou des dégâts matériels.** Ne pas utiliser le mode de réarmement automatique sil y a risque de redémarrage intempestif du moteur pouvant causer des blessures ou endommager l' équipement.	**Arranque de motor automatico.** **Puede causar la muerte, daño personal serio o daño a la propiedad.** No use el modo automatico de arranque avando no es esperado. El arranque automatico del motor puede ocurrir y causar heridas a personas o daños al equipo.	**Modalitá di ripristino automatico del motore.** **Puó provocare morte, serie menomazioni al personale o danni all'equipaggiamento.** Non adoperare questa modalitá se l'insospettato ripristino automatico puó causare menomazioni al personale e danni all'equipaggiamento.

Kanchan Enterprises
Ph.no.:2533 3226 / 4766
Email:- e@kananand.com

Technische Änderungen vorbehalten.
Subject to change without prior notice.
© Siemens AG 1999

Bestell-Nr./Order No.: 3ZX1012-0RB10-1AA1